


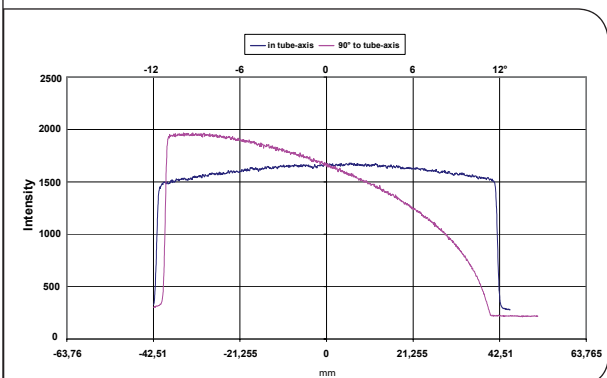
# Intensity Distribution

Technical X-RAY TUBE Information



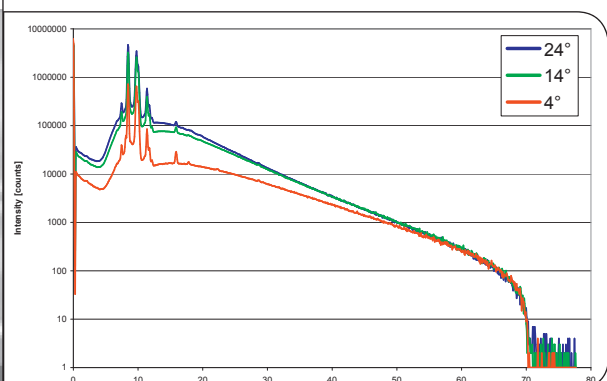
## Cone beam

Intensity distribution on a CCD X-ray camera from a 12° target X-ray cone beam.



## Intensity distribution

The intensity distribution is horizontally effected by the "distance to square law" and vertically additional by the heel effect.



## X-ray spectrum from a 24° tungsten target at different take off angles

With smaller take off angles more soft X-rays will be absorbed.